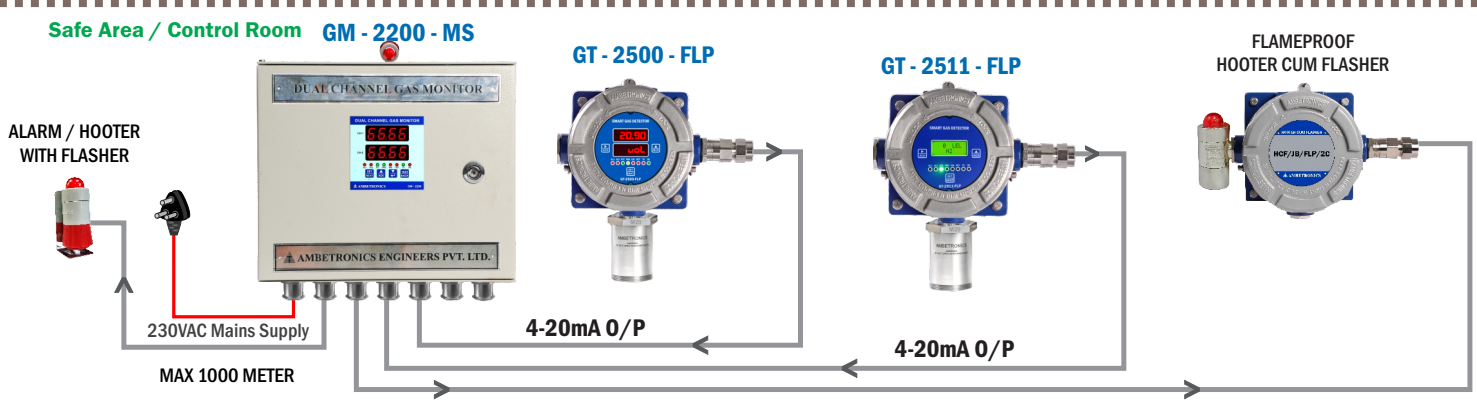




GM-2200 SERIES

Dual Channel Gas Monitor (Oxygen/Toxic/Combustible Gases)



AMBETRONICS
AN ISO 9001:2015 CERTIFIED COMPANY



Features

- Two Independent Display For Any Two Gas Detector Selected By User
- Microcontroller Based Latest, Accurate, Reliable & High Performance Technology That Eliminates False Alarm
- Long Term Stability
- Advance Warning & Alarm Output
- Audiovisual Gas Leakage Indication
- Easy One Man Calibration At Site
- One Individual Alarm Relay Contact Separate For Each Channel
- Wall Mounted Design, Easy Installation At Site
- Suitable In Hazardous Area CCOE, CMRI & IP-65 Approved
- Password Protected Programming With Password Changing Facility

Applications

- Pulp & Paper Plants
- Chemical & Petrochemical Plants
- Acid Alkalizes & Dyes Mfg. Plants
- Chemical Processing Plant
- Offshore Drilling & Processing Platforms
- Refineries
- Stack Monitoring
- Chemical Storage Area
- Automotive Industries
- Hotel Industries
- Gas Cylinder Bank
- Burner / Furnace Areas
- Heat Treatment Plants
- Paint Shop
- Sewage Plants
- Fertilizers Plants
- Power & Industrial Plants
- Gas Metering Stations
- Bullet Yard / Storage Yards
- Oil and Gas industries
- Coal Mine and Confined Areas
- Gas Pipeline Projects

MUST FOR HUMAN & INDUSTRIAL SAFETY

TECHNICAL SPECIFICATIONS

General Specification

Input	: 2 x 4 to 20mA output from Oxygen/Toxic/ Combustible Gas Transmitters of 3wire
Range	: 0 to 9999 in Unit PPM or % LEL or %VOL programmable by user
Resolution	: 1/ 0.1 Resolution programmable by users
Accuracy	: ± 1% of full scale value
Display	: 2 X 4 digits of 13mm (H) Red LED display for Gas concentrations for CH-1 and CH-2
LED Indication	: 3mm, 7 LED indication for AL1, AL2, TD1, TD2, PRG, TX, RX
Set Point	: Two common Alarm setpoints for CH1 & CH2
Control Action	: LO / Very LO & HI / Very HI, Programmable by user
Setting	: Setting by 4 keys on front panel i.e. 'SET / NEXT', 'UP', 'DOWN' & 'BACK'
Hysteresis	: 0 to 100 Counts, individual setting for Alarm Relay-1 & Alarm Relay-2, programmable by user
Time Delay	: Independent Programmable 0 to 9999 Sec for Alarm Relay-1 & Alarm Relay-2
Relay Output	: Alarm Relay-1 & Alarm Relay-2 operates for CH-1 & CH-2
Relay Contact Type	: 1 NO/C/NC Relay contact rated 230VAC/5A each for Alarm Relay-1 & Alarm Relay-2

Optional

- Flame proof or Non Flame Proof Industrial Hooter, Hooter cum Flasher, Chart recorder, Cables, PC Software, Gas Transmitters, 24 VDC power supply, Gas calibration kit
- Optional programmable linear 4-20mA O/P with respect to Gas concentration for CH-1 & CH-2

Electrical

Power Supply	: 230V AC ±10% or 110VAC ± 10% OR 24 VDC
Cable	: 1.5 sq. mm 3 core OR 2 core, Flexible OR Armoured shielded cable from Gas Transmitter

Error Monitoring

Sensor break / open shows 'oPEn', under range shows 'Undr' & over range shows 'oUeR'

Environmental

Operating Temperature	: 0 to 50°C ± 5%,
Relative Humidity	: Below 95% non Condensing

Accessories (Optional)

- CE certified 24 VDC Power supply.
- 2/3 Core Cables for Transmission
- Gas Calibration Kit (0.5,1, 3,10)Liter.
- Hooter cum Flasher
- Annunciator Panel 4 Channel / 8 Channel

Weatherproof Housing Details :

Protection Class	: IP-65
Cabinet Material	: ABS Plastic
Cable Entry	: Thermoplastic cable gland (IP 65) with clamping range of 2.5 to 6.5 mm
Dimension	: 317 mm (H) x 365 mm (W) x 160 mm (D)
Mounting	: Wall Mounting / Stand Mounting
Weight	: Approx 2.5Kg

Flameproof Housing Details :

Degree of Protection Class	: IP-66
• CIMFR CERTIFICATE NO.	: CIMFR/TC/P/1923 Dt. : 26/08/2019
• PESO CERTIFICATE NO.	: P468728/1 Dt. : 21/02/2020
Housing Material	: cast Aluminum Lm6 Alloy Enclosure
Cable Entry	: Flameproof, Weatherproof IP66 Double compression cable gland (Ex d) Model No. : CG/FLP/2C M20 x 1.5 (P)
• CIMFR CERTIFICATE NO.	: CIMFR/TC/P/1313 Dt. : 19/09/2018
• PESO CERTIFICATE NO.	: P431645/2 Dt. : 19/11/2019
Dimension	: 357 mm (H) x 316 mm (W) x 182 mm (D)
Mounting	: Wall Mounting / Stand Mounting / Pipe Mounting
Weight	: Approx 12Kg

MS Panel Housing Details :

Protection Class	: Metal Sheet
Cabinet Material	: Siemens Grey colour
Cable Entry	: Single Compression Gland
Dimension	: 300 mm (H) x 320 mm (W) x 105 mm (D)(without gland)
Mounting	: Wall Mounting / Stand Mounting
Weight	: Approx 6 Kg

LAYOUT DESCRIPTION

WEATHERPROOF ENCLOSURE

Front View

Back View

FLAMEPROOF ENCLOSURE

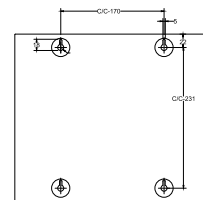
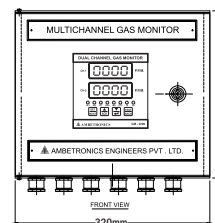
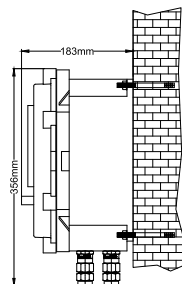
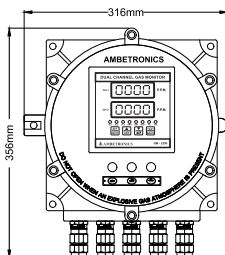
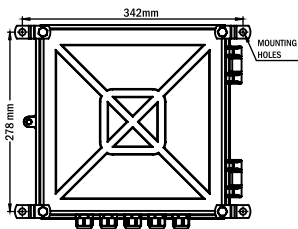
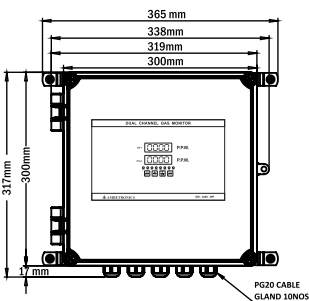
Front View

Back View

MS PANEL

Front View

Back View



Manufactured by :



CIMFR



PESO



CE



UL



Ex



IECEx



MSME



NSIC



GeM

AMBETRONICS ENGINEERS PVT. LTD.

17-B, 16, 14A, Tarun Industrial Estate, New Nagardas Road, Mogra Pada, Andheri (E.) Mumbai - 400 069, India.



+91-22-69623389



+91-93207 37646



sales8@ambetronics.com

+91-22-61673021/22

+91-91674 18106



sales11@ambetronics.com

Follow us on



Version : GM-2200-F/W/MS-R5-20-05-2023