

Smart Gas Detector / Transmitter Octa Safe Series for- Dual Channel

GT-5022-WP



AMBETRONICS
AN ISO 9001:2015 CERTIFIED COMPANY



Features

- Dual Gas concentration indication at time
- Two no Gas sensor module connection
- Provides a fast reliable output for detection a smallest leak of Oxygen, Toxic, Combustible Gases and Volatile Organic Compounds (VOC).
- Provision for smart - Pluggable gas sensor module for Oxygen, Toxic, Combustible, PID & NDIR sensors.
- Calibration data, Alarm data, Offset data, Output current data is saved in the particular sensor module, for easy maintenance & servicing.
- Highly resistant to poisoning and etching.
- Capable of detecting down to PPM, %V/V, %LEL.
- Digital display of Gas Concentration on LCD Display
- Indication for 'Sensor Open', 'Over Range', 'Sensor Replace', 'Cal Due', 'Cal Fail', mA Loop Open.
- Standard 4-20mA signal output with configurable range.
- Standard 0-10V/0-5V/ 0-1V signal output with configurable range.
- Optional STEL and TWA set points can be configured for Toxic & VOC Gases.
- Optional RS-485 Communication Port with MODBUS RTU Protocol.
- Non - Intrusive programming for Flameproof Model using front keys.
- Password protected programming with Password Changing Facility.
- Alarm Acknowledgement Facility from front as well as rear terminal.
- 'Test Mode' provided to check the electronics as Alarm LEDs, Relays, Output Current/Voltage with or without sensor module.
- Optional Alarm Relay contacts on board with two configurable Alarm Levels & One Fail Safe Relay.

TECHNICAL SPECIFICATIONS

General :

Sensor Technology	: Electrochemical/ Catalytic/ Pellistor/ NDIR / PID
Detection Method	: Diffusion
Gas Detected	: (Please select gas as specified in the table)
Range & Resolution	: (Please select Range & Resolution as Specified in the table)
Display	: Graphic LCD with settable backlit. 8 LEDs to indicate status of instrument.
Control Action	: i) Two independent Alarm set points with Latch & Non-latch facility. ii) User selectable Hysteresis and Logic option. iii) Configurable STEL and TWA set points for Toxic Gases (optional).
Setting	: By Using Magnetic Wand.

Accuracy :

SR. NO.	SENSOR TECHNOLOGY	CALIBRATION ACCURACY	
1	Electrochemical	± 2 % F.S	
2	Catalytic/ Pellistor	± 2 % F.S	
3	NDIR-CH4/ CO2/ C3H8	± 10 % of Applied Gas/ F.S	
4	PID	0 to 4000 PPM	± 10 % of Applied Gas/ F.S
		0 to 1000 PPM	± 5 % of Applied Gas/ F.S
		0 to 40 PPM	± 3 % of Applied Gas/ F.S

Applications

- Refineries
- Cold Storage
- Sewage Plants
- Fertilizers Plants
- Stack Monitoring
- Chlorination Plant
- Gas Cylinder Bank
- Ambient Monitoring
- Gas Metering skid
- Gas Metering Station
- Pulp & Paper Plants
- Bullets Yards/ storage yards
- Chemical Processing Plant
- Heat Treatment Plants
- Chemical Storage Area
- Power & Industrial Plants
- Acid Alkalizes & Dyes Mfg. Plants
- Coal Mine and Confined Area
- Chemical & Petrochemical Plants
- Gas Pipeline Project
- Oil & Gas Industries
- Burner / Furnace Areas
- Control Atmosphere
- Automotive Industries / Paint Shops

MUST FOR HUMAN & INDUSTRIAL SAFETY

TECHNICAL SPECIFICATIONS

Performance :

Response time : Less than 15 seconds

Electrical :

- Supply Voltage : 18 to 36 VDC, Typically 24VDC
 Power Consumption : Less than 3.6 Watts
 Cable : 1) 3 Core, 1mm², Shielded Armoured Cable for 24 VDC Input & 4-20mA Output
 2) 2 Core, 1mm², Shielded Armoured Cable for RS-485 Output
 3) 4 Core, 1mm², Shielded Armoured Cable for Relay Output

Output Signal :

- Standard Current/ : 4-20mA/ 0-10V/0-5V/0-1V Output with configurable range Voltage selection.
 Current Output Capacity : ±0.125% Full Scale
 Load Driving Capacity : 1) 560 ohm at 18VDC to 36VDC
 2) 820 ohm load driving capacity at 22VDC to 36VDC.
 Optional Relay : Three SPDT Relay (one for FailSafe and Two for Alarm indication) of rating NO:10A 250VAC/ 5A 30VDC & NC: 3A 125VAC/ 3A 30VDC.
 Optional Communication : Isolated RS-485 Communication port with MODBUS RTU

Error Monitoring :

- 1) During Sensor Break / Open, the Display shows 'SENSOR OPEN' & Output Current/voltage will be as per Upscale/ Downscale
- 2) During Over range, the Display shows 'OVER RANGE' & Output Current will be as per Upscale/ Downscale
- 3) During output current open condition the display indicates "mA LOOP OPEN" & the message disappears after Acknowledgment
- 4) mA Loop Open setting can be Enabled or disabled
- 5) Upscale current: 21mA/ 22mA Selectable
- 6) Downscale current 1mA / 3.7mA Selectable
- 7) Upscale voltage for 0-10V: 10V
- 8) Upscale voltage for 0-5V: 5V
- 9) Upscale voltage for 0-1V: 1V
- 10) Downscale voltage for 0-10V/0-5V/0-1V: 0V
- 11) Inhibit mode current is adjustable & user selective
 Oxygen for 25% V/V range : 3.8mA / 17.4mA
 Oxygen for 100% V/V range : 3.8mA / 7.34mA
 Nitrogen for 100% V/V range : 3.8mA/ 16.656mA
 Toxic / combustible / PID / NDIR : 2mA / 3.8mA / 4mA
- 12) Inhibit mode for 0-10V voltage output is adjustable & user selective
 Oxygen for 25% V/V range : 0V / 8.36V
 Oxygen/N2 for 100% V/V range : 0V/ 2.09V
 Nitrogen for 100% V/V range : 0V/7.91V
 Toxic / combustible / PID / NDIR : 0V
- 13) Inhibit mode for 0-5V voltage output is adjustable & user selective
 Oxygen for 25% V/V range : 0V / 4.18V
 Oxygen/N2 for 100% V/V range : 0V/ 1.045V
 Nitrogen for 100% V/V range : 0V/3.955V
 Toxic / combustible / PID / NDIR : 0V
- 14) Inhibit mode for 0-1V voltage output is adjustable & user selective
 Oxygen for 25% V/V range : 0V / 836mV
 Oxygen/N2 for 100% V/V range : 0V/ 209mV
 Nitrogen for 100% V/V range : 0V/791mV
 Toxic / combustible / PID / NDIR : 0mV

Environmental :

Operating Temperature : -15 to +50°C
 Storage : -10 to 60°C
 Humidity : Less than 95% Non-Condensing.

Accessories (Optional) :

- | | |
|--|---------------------------------------|
| 1) CE certified 24 VDC Power supply. | 5) Gas sampling & Conditioning System |
| 2) Canopy & Mounting stand. | 6) RS-485 to USB or RS-232 convertor |
| 3) Gas Calibration Kit (0.5,1, 3,10)Liter. | 7) Ethernet convertor |
| 4) Hooter Cum Flasher | 8) PC Based SCADA software, Modem |

Common Deliverable

- | | |
|--|---|
| 1) Test Calibration Certificate | 3) 'Operational / Instrument' User Manual |
| 2) Reference Calibration Gas Certificate | 4) Standard Mounting Hardware |

Weather proof Housing

Protection Class : IP-65
 Enclosure Material : Polycarbonate, Grey Colour (RAL7032)
 Dimension : 217 mm (H) with sensor holder x 207mm (W) x 105 mm (D)
 Mounting : Wall Mounting / Stand Mounting / Pipe Mounting
 Weight : 600 grams

GAS WITH RANGE & RESOLUTION

ELECTROCHEMICAL SENSOR TECHNOLOGY

SR.NO	GASES	RANGE	UNIT	RES	ORDER CODE
1	Oxygen (O ₂)	25	%V/V	0.01	SSM-FLP-02-EC-08-03
2	Oxygen (O ₂)	100	%V/V	0.01	SSM-FLP-02-EC-14-03
3	Nitrogen (N ₂)	100	%V/V	0.01	SSM-FLP-N2-EC-14-03

TOXIC GASES

1	Ammonia (NH ₃)	100	PPM	1	SSM-FLP-NH3-EC-14-01
2	Ammonia (NH ₃)	1000	PPM	1	SSM-FLP-NH3-EC-24-01
3	Bromine (Br ₂)	10	PPM	0.1	SSM-FLP-BR2-EC-05-01
4	Carbon Monoxide (CO)	1000	PPM	1	SSM-FLP-CO-EC-24-01
5	Carbon Monoxide (CO)	2000	PPM	1	SSM-FLP-CO-EC-28-01
6	Chlorine (Cl ₂)	10	PPM	0.1	SSM-FLP-CL2-EC-05-01
7	Ethylene Oxide (ETO)	100	PPM	1	SSM-FLP-ETO-EC-14-01
8	Hydrogen (H ₂)	2000	PPM	1	SSM-FLP-H2-EC-26-01
9	Hydrogen Bromide (HBr)	100	PPM	1	SSM-FLP-HBR-EC-14-01
10	Hydrogen Chloride (HCL)	100	PPM	1	SSM-FLP-HCL-EC-14-01
11	Hydrogen Cyanide (HCN)	100	PPM	1	SSM-FLP-HCN-EC-14-01

TOXIC GASES

SR.NO	GASES	RANGE	UNIT	RES	ORDER CODE
12	Hydrogen Fluoride (HF)	10	PPM	0.1	SSM-FLP-HF-EC-05-01
13	Hydrogen Fluoride (HF)	100	PPM	1	SSM-FLP-HF-EC-14-01
14	Hydrogen Sulfide (H ₂ S)	100	PPM	1	SSM-FLP-H2S-EC-14-01
15	Ozone (O ₃)	20	PPM	0.1	SSM-FLP-03-EC-06-01
16	Phosphine (PH ₃)	10	PPM	0.1	SSM-FLP-PH3-EC-05-01
17	Nitrogen Dioxide (NO ₂)	20	PPM	0.1	SSM-FLP-NO2-EC-06-01
18	Nitric Oxide (NO ₂)	250	PPM	1	SSM-FLP-NO-EC-17-01
19	Sulfur Dioxide (SO ₂)	50	PPM	0.1	SSM-FLP-SO2-EC-11-01
20	Sulfur Dioxide (SO ₂)	2000	PPM	1	SSM-FLP-SO2-EC-26-01

CATALYTIC/ PELLISTOR SENSOR TECHNOLOGY

COMBUSTIBLE GASES

SR.NO	GASES	RANGE	UNIT	RES	ORDER CODE
1	Acetone (CH ₃) 2CO	100	%LEL	1	SSM-FLP-ACETONE-CT-14-02
2	Acetylene (C ₂ H ₂)	100	%LEL	1	SSM-FLP-ACETYLENE-CT-14-02
3	Ammonia (NH ₃)	100	%LEL	1	SSM-FLP-NH3-CT-14-02

LIST OF GASES WITH RANGE AND RESOLUTION

CATALYTIC/ PELLISTOR SENSOR TECHNOLOGY

COMBUSTIBLE GASES

SR.NO	GASES	RANGE	UNIT	RES	ORDER CODE
4	Butane/n-Butane (C4H10)	100	%LEL	1	SSM-FLP-BUTANE-CT-14-02
5	Carbon Monoxide (CO)	100	%LEL	1	SSM-FLP-CO-CT-14-02
6	Ethanol (C2H5OH)	100	%LEL	1	SSM-FLP-ETHANOL-CT-14-02
7	Ethyl Acetate (C4H8O2)	100	%LEL	1	SSM-FLP-ETHYL ACETATE-CT-14-02
8	Ethylene (C2H4)	100	%LEL	1	SSM-FLP-ETHYLENE-CT-14-02
9	Hexane/n-Hexane (C6H14)	100	%LEL	1	SSM-FLP-HEXANE-CT-14-02
10	Hydrogen (H2)	100	%LEL	1	SSM-FLP-H2-CT-14-02
11	Isopropanol (CH3C2 H4OH)	100	%LEL	1	SSM-FLP-IPA-CT-14-02
12	Methane (CH4)/HC	100	%LEL	1	SSM-FLP-METHANE-CT-14-02
13	Methyl Ethyl Ketone (C4H8O)	100	%LEL	1	SSM-FLP-METHYL ETHYL KETONE-CT-14-02
14	Methanol (CH3OH)	100	%LEL	1	SSM-FLP-METHANOL-CT-14-02
15	N-Heptane (C7H16)	100	%LEL	1	SSM-FLP-N-HEPTANE-CT-14-02
16	N-Pentane (C5H12)	100	%LEL	1	SSM-FLP-N-PENTANE-CT-14-02
17	Pentane/n-Pentane (C5H12)	100	%LEL	1	SSM-FLP-PENTANE-CT-14-02
18	Propane/n-Propane / LPG (C3H8)	100	%LEL	1	SSM-FLP-PROPANE-CT-14-02
19	Toluene (C7H8)	100	%LEL	1	SSM-FLP-TOLUENE-CT-14-02
20	Unleaded Petrol	100	%LEL	1	SSM-FLP-UNLEADED PETROL-CT-14-02
21	CNG/LNG/LPG/Natural Gas/ Flammable Gas	100	%LEL	1	SSM-FLP-CNG/LNG-CT-14-02

NDIR SENSOR TECHNOLOGY

SR.NO	GASES	RANGE	UNIT	RES	ORDER CODE
1	Carbon Dioxide(CO ₂)	5000	PPM	1	SSM-FLP-CO2-IR-28-01
2	Carbon Dioxide (CO ₂)	5	%V/V	0.1	SSM-FLP-CO2-IR-04-03
3	Carbon Dioxide (CO ₂)	100	%V/V	0.1	SSM-FLP-CO2-IR-14-03
4	Methane (CH ₄)	100	%V/V	0.1	SSM-FLP-METHANE -IR-14-03
5	Methane (CH ₄)	100	%LEL	1	SSM-FLP-METHANE -IR-14-02
6	Methane (CH ₄)	5	%V/V	0.1	SSM-FLP-METHANE-IR-04-03
7	Propane/ LPG(C ₃ H ₈)	100	%LEL	1	SSM-FLP-PROPANE-IR-14-02
8	Propane/LPG (C ₃ H ₈)	5	%V/V	0.1	SSM-FLP-PROPANE-IR-04-03
9	Propane/LPG (C ₃ H ₈)	100	%V/V	1	SSM-FLP-PROPANE-IR-14-03

PID SENSOR TECHNOLOGY

SR.NO	GASES	RANGE	UNIT	RES	ORDER CODE
1	Isobutylene (C ₄ H ₈)/ other VOC	40	PPM	0.1	SSM-FLP-ISOBUTYLENE-PD-10-01
2	Isobutylene (C ₄ H ₈)/ other VOC	1000	PPM	1	SSM-FLP-ISOBUTYLENE-PD-24-01
3	Isobutylene (SPAN C ₄ H ₈)/ other VOC	4000	PPM	1	SSM-FLP-ISOBUTYLENE-PD-27-01

NOTE:

- In above Table, Range of gases start from zero.
- Gases which are not listed, are available on request & for other details contact factory.
- All VOCs are available in PID detection principle in PPM ranges.
- PID detector will be provided by calibration with Isobutylene gas.
- In PID detector, VOC other than Isobutylene is calibrated with Isobutylene gas by setting VOC correction factor, In Calibration Report, VOC factor with respect to Isobutylene gas will be mentioned.
- Detection value of VOC = Isobutylene gas concentration value x factor

ORDERING INFORMATION

1) GT-5022-WP-0-0-Octa Safe Series

MODEL NO.

RS-485
0- NO
1- YES

HART
0- NO
1- YES

ENCLOSURE

2) SSM-WP-02-EC-08-03

SENSMART
SWAPPABLE MODULE,
FLAMEPROOF

GAS NAME

SENSOR
TECHNOLOGY

GAS RANGE

GAS UNIT

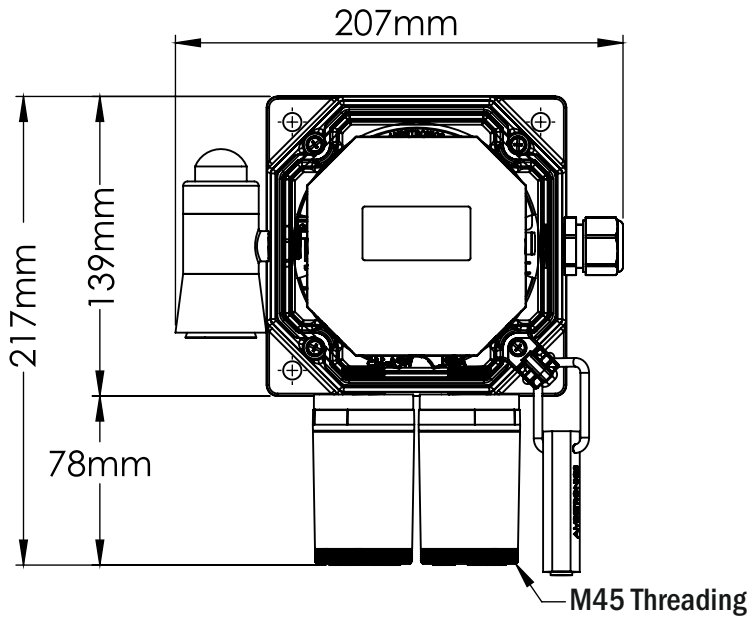
(E.g. Flameproof SenseSmart Swappable Module;

Gas Name: OXYGEN (O₂);

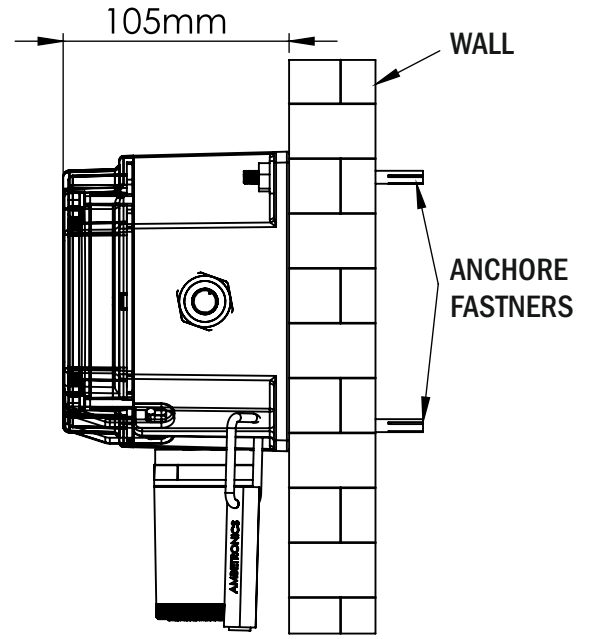
Sensor operating Principle/ Technology: Electrochemical (EC) Gas Range & Unit: 25.00 %V/V)

*Before placing order please refer the above ordering information or contact below address for assistance

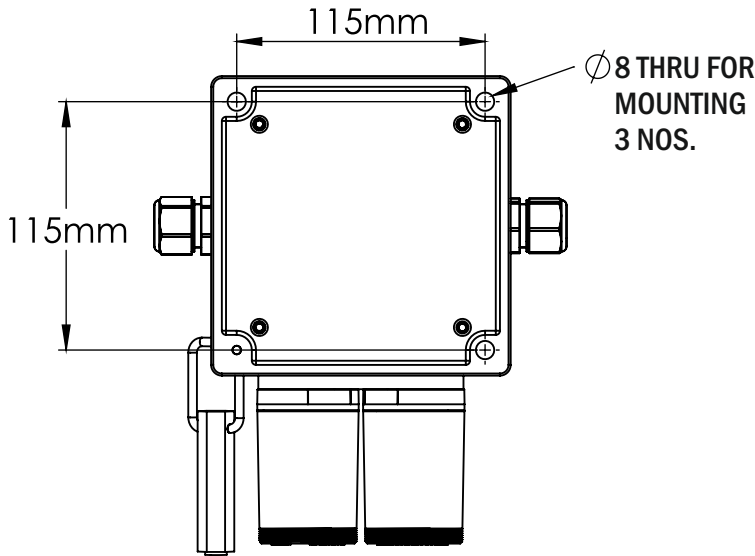
FRONT VIEW



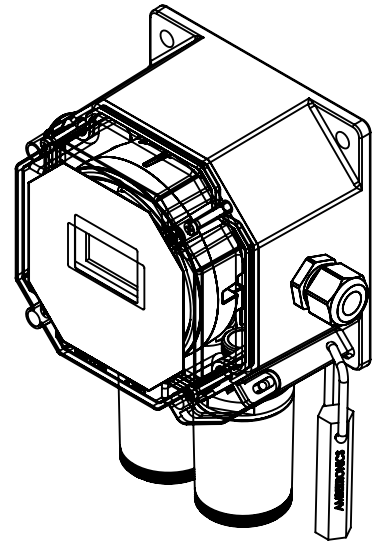
SIDE VIEW



BACK VIEW



ISOMETRIC VIEW



NOTE :

1. ALL DIMENSIONS ARE IN "mm", UNLESS OTHERWISE SPECIFIED.
2. TOLERANCE ON DIMENSION ± 5 mm, UNLESS OTHERWISE SPECIFIED.

Manufactured by :



AMBETRONICS ENGINEERS PVT. LTD.

17-B, 16, 14A, Tarun Industrial Estate, New Nagardas Road, Mogra Pada, Andheri (E.) Mumbai - 400 069, India.

+91-22-69623389 +91-93207 37646 sales8@ambetronics.com
 +91-22-61673020/21 +91-91674 18106 sales11@ambetronics.com



Follow us on